

New Mexico Judiciary - Juror Exit Survey Dear Juror: The New Mexico state courts thank you for your jury service. We hope you will take a few minutes to help us evaluate and improve the jury experience by completing this survey.












1. Please indicate at which court you recently completed jury service?

		Response Percent	Response Count
Magistrate Court	<input type="checkbox"/>	4.8%	15
District Court	<input checked="" type="checkbox"/>	90.1%	281
Metropolitan	<input type="checkbox"/>	1.0%	3
Not Sure	<input type="checkbox"/>	4.8%	15
answered question			312
skipped question			0

2. What type of Jury did you serve on?

		Response Percent	Response Count
Trial Jury	<input checked="" type="checkbox"/>	64.4%	201
Grand Jury	<input type="checkbox"/>	3.2%	10
Did Not Serve as a Juror	<input type="checkbox"/>	29.5%	92
I served on more than one Jury	<input type="checkbox"/>	1.0%	3
Not Sure	<input type="checkbox"/>	1.9%	6
answered question			312
skipped question			0

3. In which New Mexico County do you live?

		Response Percent	Response Count
Bernalillo		24.7%	77
Catron		0.0%	0
Chaves		0.0%	0
Cibola		0.0%	0
Colfax		0.0%	0
Curry		0.0%	0
De Baca		0.0%	0
Dona Ana		30.1%	94
Eddy		0.0%	0
Grant		1.6%	5
Guadalupe		0.0%	0
Harding		0.0%	0
Hidalgo		1.3%	4
Lea		0.0%	0
Lincoln		0.0%	0
Luna		0.0%	0
McKinley		14.1%	44
Mora		0.0%	0
Otero		5.1%	16
Quay		0.0%	0
Rio Arriba		0.6%	2
Roosevelt		2.9%	9
San Juan		10.9%	34

San Miguel	<input type="checkbox"/>	3.5%	11
Sandoval		0.0%	0
Santa Fe	<input type="checkbox"/>	0.3%	1
Sierra		0.0%	0
Socorro		0.0%	0
Taos		0.0%	0
Torrance		0.0%	0
Union		0.0%	0
Valencia	<input type="checkbox"/>	4.8%	15
answered question			312
skipped question			0




4. How long was your term of jury service?

		Response Percent	Response Count
Less than two weeks		7.4%	23
Two weeks to one month		29.2%	91
Five weeks to two months		39.4%	123
Three months		7.7%	24
Four months		2.6%	8
Five months		0.3%	1
Six months		9.6%	30
Not sure		1.9%	6
Other, please specify		2.9%	9
		answered question	312
		skipped question	0



5. Please rate the following factors.

	Very Good	Good	Adequate	Poor	Rating Average	Rating Count
Initial Orientation	59.8% (177)	32.1% (95)	6.8% (20)	1.4% (4)	1.50	296
Professionalism of Court Staff	77.0% (228)	20.3% (60)	2.0% (6)	0.7% (2)	1.26	296
Jury Room	58.1% (161)	31.8% (88)	9.4% (26)	0.7% (2)	1.53	277
Restrooms	59.1% (162)	31.4% (86)	7.7% (21)	1.8% (5)	1.52	274
Security	66.3% (189)	28.8% (82)	3.9% (11)	1.1% (3)	1.40	285
Efficient Use of Juror Time	38.2% (108)	40.6% (115)	12.7% (36)	8.5% (24)	1.92	283
Telephone call-in or website	61.8% (183)	32.1% (95)	4.7% (14)	1.4% (4)	1.46	296
answered question						304
skipped question						8

6. If you required special accommodations during your jury service, please indicate which accommodations were provided.

		Response Percent	Response Count
Assisted Listening Device		35.5%	11
Wheelchair Access		0.0%	0
Interpreter - Spoken Language		19.4%	6
Interpreter - Signed Language		0.0%	0
Other, please specify		45.2%	14
answered question			31
skipped question			281




7. Did you experience any problems receiving the accommodations that you needed?

		Response Percent	Response Count
Yes		1.1%	2
No		98.9%	173

If yes, please specify 5




answered question	175
skipped question	137

8. When you were first called to be a juror, what was your reaction?

		Response Percent	Response Count
Positive		33.1%	100
Neutral		52.6%	159
Negative		14.2%	43

answered question	302
skipped question	10

9. After having served, what is your impression of jury service?








		Response Percent	Response Count
Positive		58.2%	174
Neutral		36.5%	109
Negative		5.4%	16

answered question	299
skipped question	13



10. Please share your ideas about how we might improve the juror experience.

	Response Count
	119
answered question	119
skipped question	193






11. Age group?

		Response Percent	Response Count
18-24		8.7%	26
25-34		11.4%	34
35-44		13.4%	40
45-54		17.8%	53
55-64		24.8%	74
65-74		21.8%	65
75 or over		2.0%	6
	answered question		298
	skipped question		14

12. What is your gender?

		Response Percent	Response Count
Female		54.8%	164
Male		45.2%	135
	answered question		299
	skipped question		13

13. Ethnic Background - Check All That Apply

		Response Percent	Response Count
African-American		1.3%	4
Asian/Pacific Islander		1.7%	5
Caucasian		56.4%	168
Hispanic/Latino		32.2%	96
Native American/Alaska Native		12.4%	37
		answered question	298
		skipped question	14